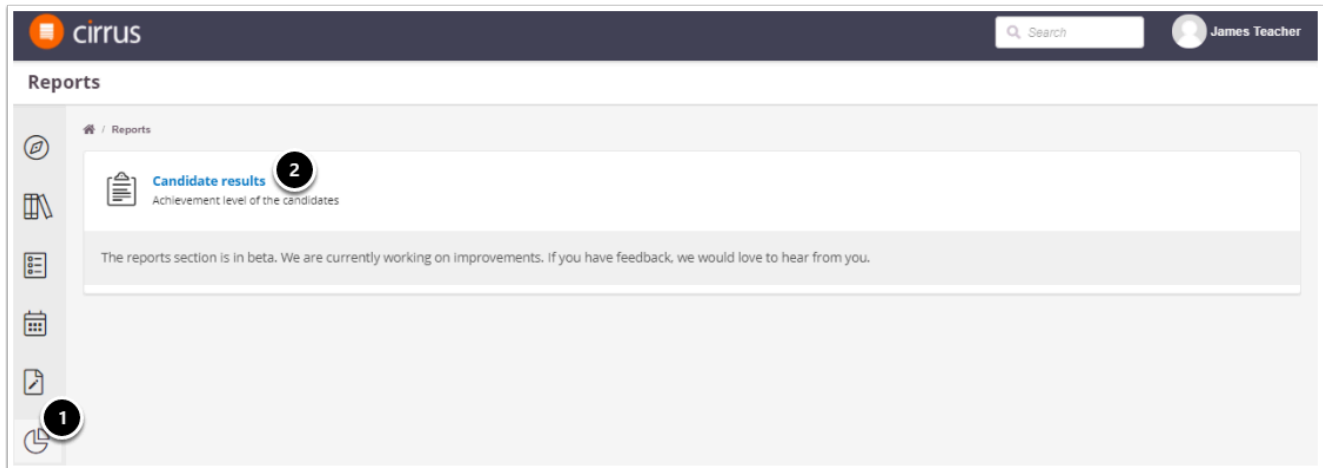
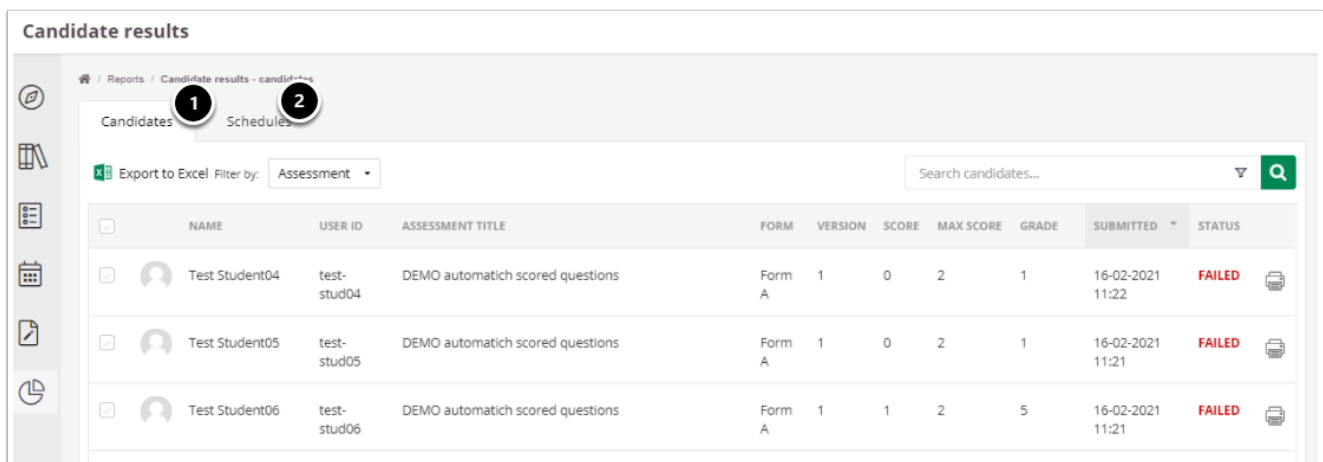


Werkinstructies

How can I view the results of the assessment after I have marked it?



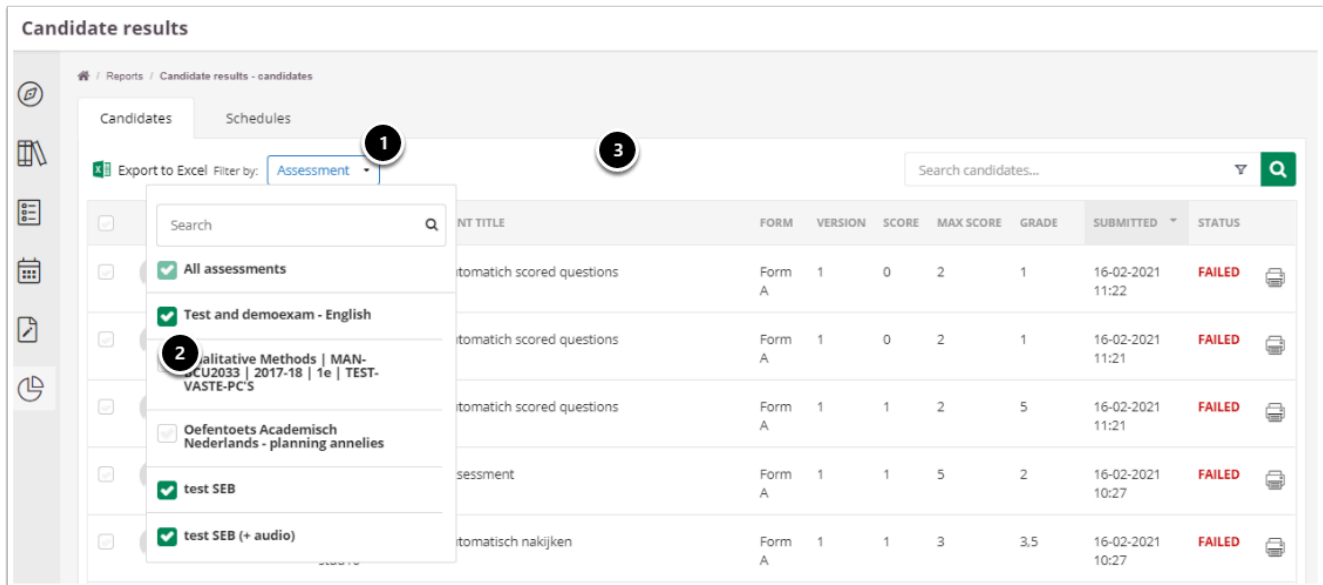
1. Click **Reports**.
2. Click **Candidate results**.



1. On the **Candidates** tab you will see the results for each student. This list can be filtered, so you will only see the results of specific exams.
2. The **Schedules** tab will show you the results for each exam. This list can be filtered on the date the exam was taken.

Werkinstructies

Candidates tab



Candidate results

Reports / Candidate results - candidates

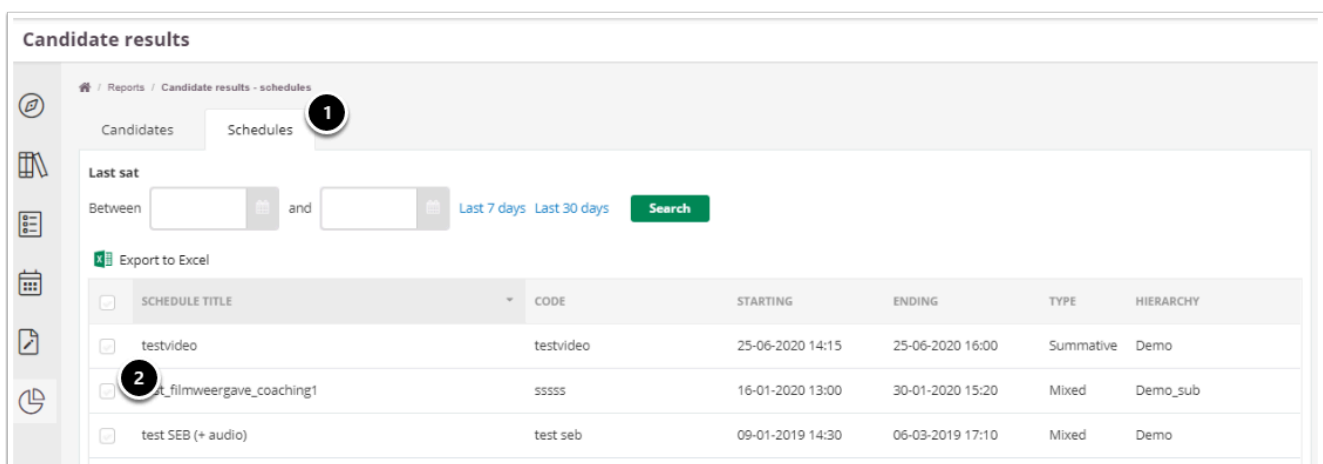
Candidates Schedules

Export to Excel Filter by: **Assessment** Search candidates...

	SCHEDULE TITLE	FORM	VERSION	SCORE	MAX SCORE	GRADE	SUBMITTED	STATUS
<input type="checkbox"/>	Automatisch scored questions	Form A	1	0	2	1	16-02-2021 11:22	FAILED
<input type="checkbox"/>	Automatisch scored questions	Form A	1	0	2	1	16-02-2021 11:21	FAILED
<input type="checkbox"/>	Automatisch scored questions	Form A	1	1	2	5	16-02-2021 11:21	FAILED
<input type="checkbox"/>	Assessment	Form A	1	1	5	2	16-02-2021 10:27	FAILED
<input type="checkbox"/>	Automatisch nakijken	Form A	1	1	3	3,5	16-02-2021 10:27	FAILED

1. Click **Assessment**.
2. Check the box next to the exam of which you want to see the results.
3. Click anywhere in the white area to close the window. The list now only consists of the filtered exam.

Schedules tab



Candidate results

Reports / Candidate results - schedules

Candidates Schedules

Last sat

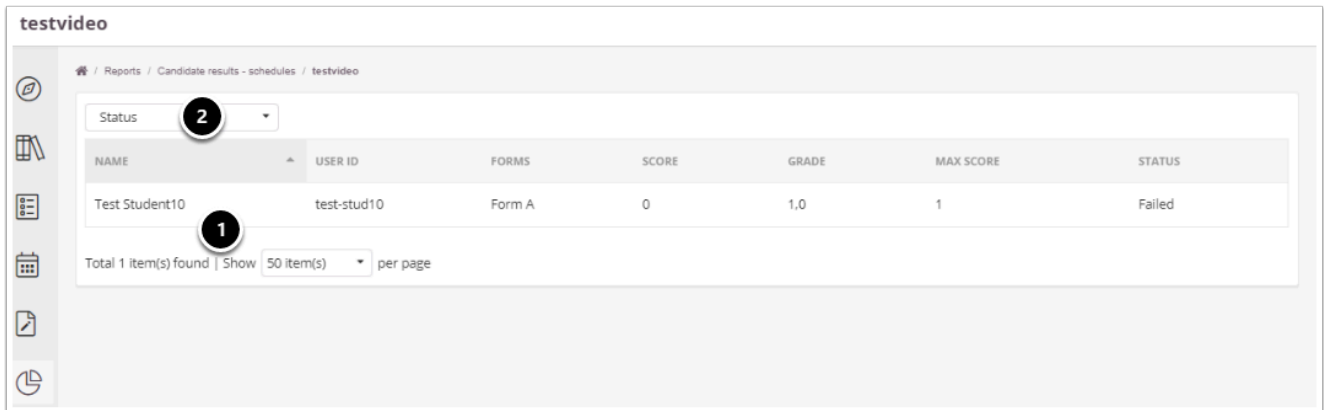
Between and Last 7 days Last 30 days Search

Export to Excel

	SCHEDULE TITLE	CODE	STARTING	ENDING	TYPE	HIERARCHY
<input type="checkbox"/>	testvideo	testvideo	25-06-2020 14:15	25-06-2020 16:00	Summative	Demo
<input type="checkbox"/>	testvideo	sssss	16-01-2020 13:00	30-01-2020 15:20	Mixed	Demo_sub
<input type="checkbox"/>	test SEB (+ audio)	test seb	09-01-2019 14:30	06-03-2019 17:10	Mixed	Demo

1. Click the **Schedules** tab. You will now see an overview of all exams.
2. Click on the desired exam.

Werkinstructies



testvideo

Reports / Candidate results - schedules / testvideo

Status **2**

NAME	USER ID	FORMS	SCORE	GRADE	MAX SCORE	STATUS
1 Test Student10	test-stud10	Form A	0	1,0	1	Failed

Total 1 item(s) found | Show 50 item(s) per page

1. You are now in the window of the exam that contains the results for each student.
You can click on the candidate to get a detailed overview of this candidate's results.
2. Click **Status** to filter the results for the **Failed**, **Passed**, or **Not assessed** candidates.